


# Single Hand Development


[www.ucumberlands.edu/drumline](http://www.ucumberlands.edu/drumline)

## "8's"



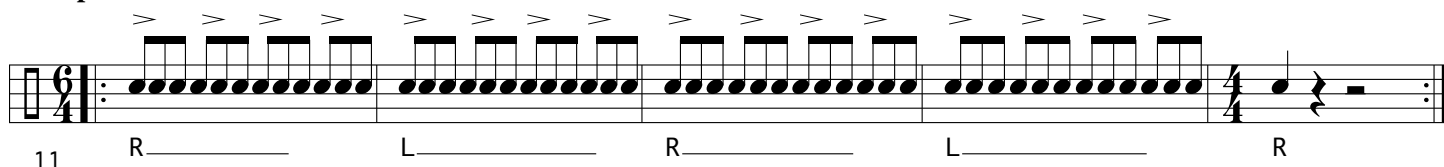
Musical notation for the "8's" exercise. It consists of a single staff in 4/4 time. The notation shows a sequence of eighth notes: four eighth notes on the right hand (R), four eighth notes on the left hand (L), four eighth notes on the right hand (R), four eighth notes on the left hand (L), and finally a single eighth note on the right hand (R) followed by a quarter rest. The exercise is numbered 1.

## "Bucks"



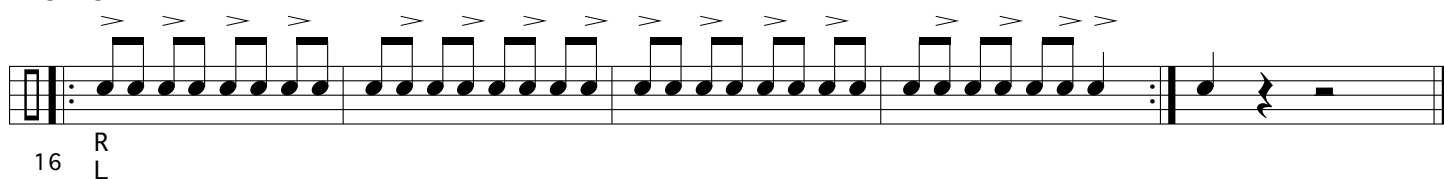
Musical notation for the "Bucks" exercise. It consists of a single staff in 4/4 time. The notation shows a sequence of eighth notes with accents (>) above them: four eighth notes on the right hand (R), four eighth notes on the left hand (L), four eighth notes on the right hand (R), four eighth notes on the left hand (L), and finally a single eighth note on the right hand (R) followed by a quarter rest. The exercise is numbered 6.

## "Triple Bucks"



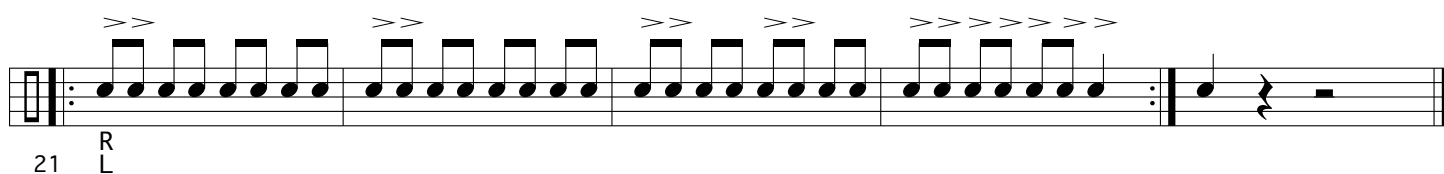
Musical notation for the "Triple Bucks" exercise. It consists of a single staff in 6/4 time. The notation shows a sequence of eighth notes with accents (>) above them: four eighth notes on the right hand (R), four eighth notes on the left hand (L), four eighth notes on the right hand (R), four eighth notes on the left hand (L), and finally a single eighth note on the right hand (R) followed by a quarter rest. The exercise is numbered 11.

## "On-Off"



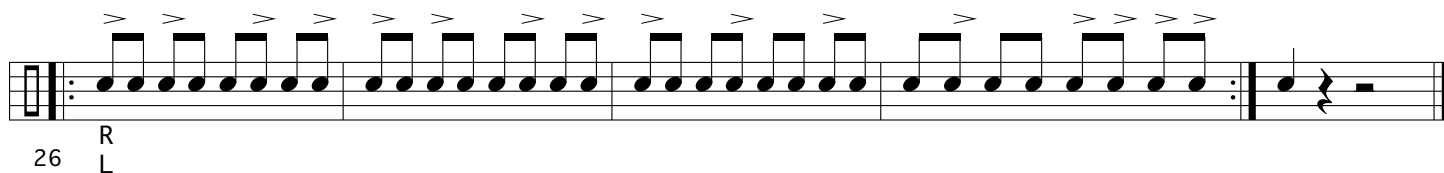
Musical notation for the "On-Off" exercise. It consists of a single staff in 4/4 time. The notation shows a sequence of eighth notes with accents (>) above them: four eighth notes on the right hand (R), four eighth notes on the left hand (L), four eighth notes on the right hand (R), four eighth notes on the left hand (L), and finally a single eighth note on the right hand (R) followed by a quarter rest. The exercise is numbered 16.

## "8th Accents"



Musical notation for the "8th Accents" exercise. It consists of a single staff in 4/4 time. The notation shows a sequence of eighth notes with accents (>) above them: four eighth notes on the right hand (R), four eighth notes on the left hand (L), four eighth notes on the right hand (R), four eighth notes on the left hand (L), and finally a single eighth note on the right hand (R) followed by a quarter rest. The exercise is numbered 21.

## "Accent Combo"



Musical notation for the "Accent Combo" exercise. It consists of a single staff in 4/4 time. The notation shows a sequence of eighth notes with accents (>) above them: four eighth notes on the right hand (R), four eighth notes on the left hand (L), four eighth notes on the right hand (R), four eighth notes on the left hand (L), and finally a single eighth note on the right hand (R) followed by a quarter rest. The exercise is numbered 26.

[www.ucumberlands.edu/drumline](http://www.ucumberlands.edu/drumline)

©2007 James R. Corcoran, Jr.

University of the Cumberland Drumline